


FLOWMETER FBB Series



DESCRIPTION

Patented direct reading flowmeter placed in a calibrated diaphragm designed for applications in firefighting pressurization groups, compliant to standard EN 12845 for great water flows.

The flow indication is shown directly on the flowmeter placed in junction with the main flow line.


Stock standard product with **fast delivery**.

WORKING PRINCIPLE

The flowmeter uses the principle of the flanged calibrated diaphragm.

It consists of a conic pipe, directly connected to the main flange. Inside the pipe there's a float free to move vertically.

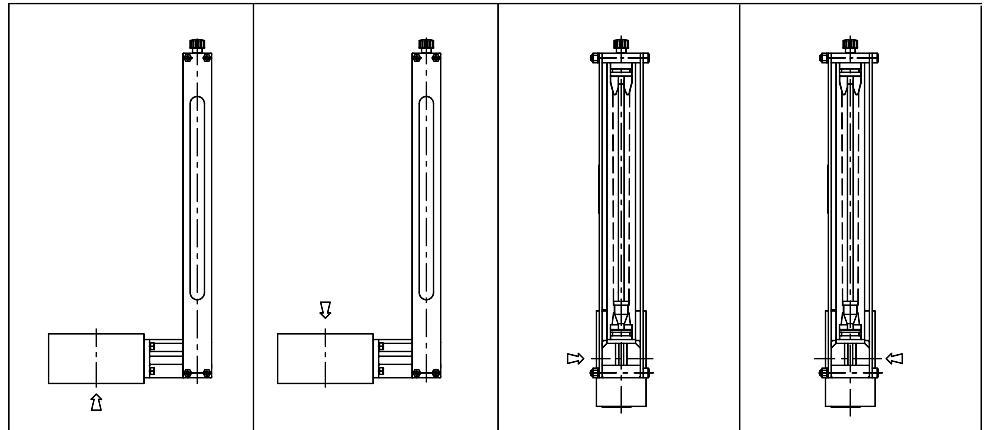
According to the Bernoulli theorem the flange causes a pressure drop, depending on the water speed, that causes the movement of the float inside the graduated pipe indicating the flow.



Typical firefighting application

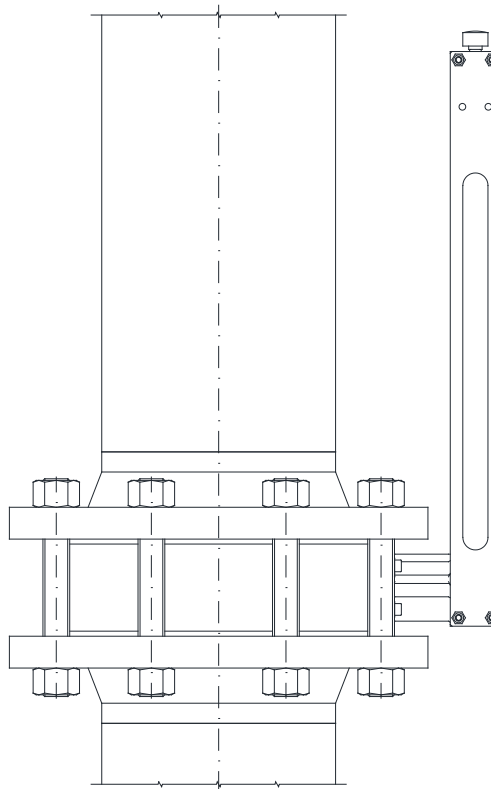
TECHNICAL DATA

- Max. pressure: 16 bar
- Max. temperature: 100°C
- Length of reading scale: ~ 200mm
- Measurement range: ~ 1:10
- Guided float
- Suitable for insertion in flanges: UNI PN10/16; ANSI 150
- Accuracy $\pm 5\%$ F.S.
- The lateral buttonholes allow the spin of the glass tube, therefore one visibility of 360° of the graduate scale for both vertical or horizontal position
- The flange can be mounted in 4 different positions



MATERIALS

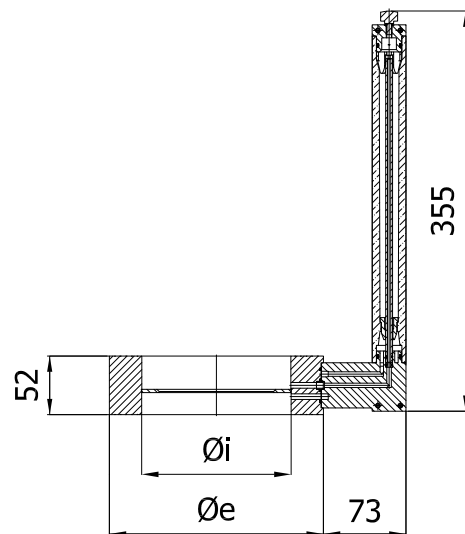
Body flange:	PA6V5010 up to DN100, Painted C. Steel over DN100
Flowmeter body:	PA6V5010
Diaphragm:	AISI 316
Float:	AISI 316
Gasket:	NBR
Measuring pipe:	Polycarbonate



FLOWS TABLE

Full scale water flows with ΔP_{max} 10'000 mmH₂O

DN	Øe [mm]	Øi [mm]	Q [m ³ /h]	kg ~
40	90	41.9	25	2
			40	
			55 *	
50	100	53.1	50	2
			65	
			90 *	
65	118	70.9	80	2
			100	
			140 *	
80	135	83.1	130	2
			150	
			200 *	
100	159	107.9	150	3
			200	
			280	
125	190	132.7	300	10
			420	
			480 **	
150	212	160.5	350	10
			450	
			600	
200	273	208.9	450	13
			600	
			800	
			1000	
250	324	260.5	1600	15
			800	
			1000	
300	368	311.4	1600	15
			800	
			1000	



* ΔP_{max} 19'000 mmH₂O

** ΔP_{max} 13'000 mmH₂O

HOW TO ORDER

Example: **FBB-050-P-050**

FBB Model
050 DN
P Measuring pipe
050 Full scale flow rate



Officine Orobiche S.r.l.

Via G. Paglia, 22 - 24050 Zanica (Bergamo) - Italy
 Tel. +39 035 4530211 - Fax +39 035 570546



www.officineorobiche.it
info@officineorobiche.it